

*A project funded through:*

HRSA/SPNS HIV/AIDS  
Border Health Initiative

# Medical Outcomes Study

*Tim Brittingham & Lynda Williams*

# Projects

- *Camino de Vida* Center for HIV Services
- *Centro de Salud Familiar La Fe*
- Arizona Border HIV/AIDS Care Project
- Southern California Border HIV/AIDS Project
- Valley AIDS Council



# Overview

- Study Update
  - Working with the Data
    - Syntax, merging files
    - Cleaning data
  - Sample size (reduction in size)
    - Eliminating cases
  - Preliminary findings
  - Supplemental Study

# Working with the Data

- Approximately 100 preparatory files
  - Syntax & Excel data cleaning files
  - Manipulation of original syntax files (TMG)
- Merging
  - Intake, 8-quarters & supplemental
  - Border Multi-site
- Identifying errors
  - Problematic URNs
  - Variable ranges
  - Coding

# Qualifying Cases

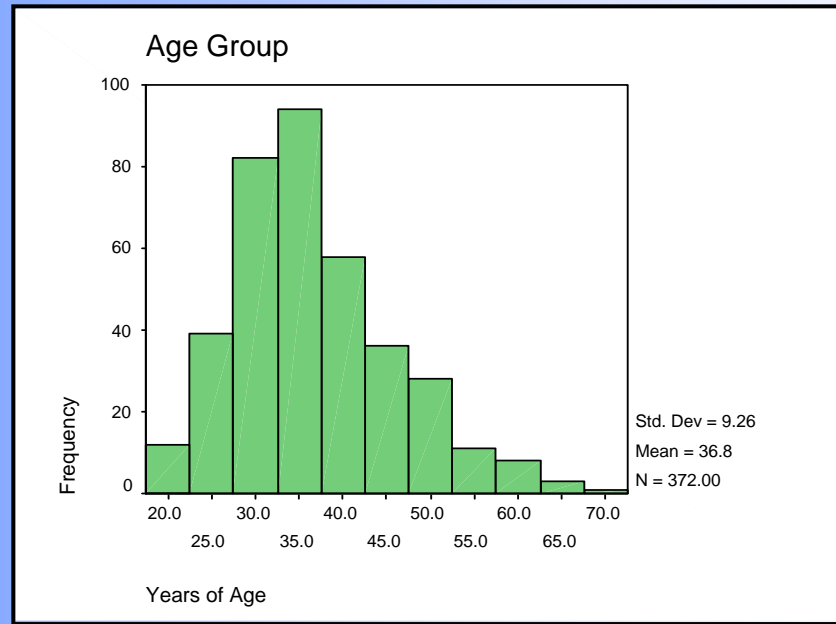
- Number of Cases:
  - Submitted: 398
  - Qualifying: 372
- Disqualifiers
  - Duplicate entries
  - Duplicate records (different service locations)
  - Incomplete records
  - No multi-site data (set aside)

# Preliminary Findings: Intake

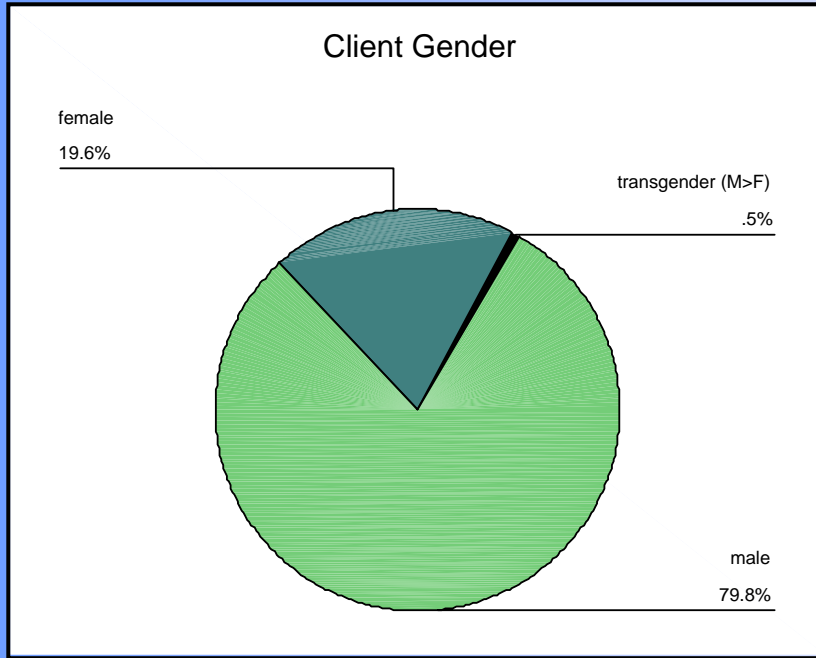
- Age
- Gender
- Hispanic Ethnicity
- Year of First Diagnosis
- HIV Exposure Categories
- Health & Behavioral Issues
- Peak Viral Load
- Nadir CD4 Count
- HIV Infection Level at Intake
- Opportunistic Infections
- Medications

# Demographics

Client AGE



# Demographics



	Gender	
	Count	%
male	297	79.8%
female	73	19.6%
transgender (M>F)	2	.5%
Total	372	100.0%

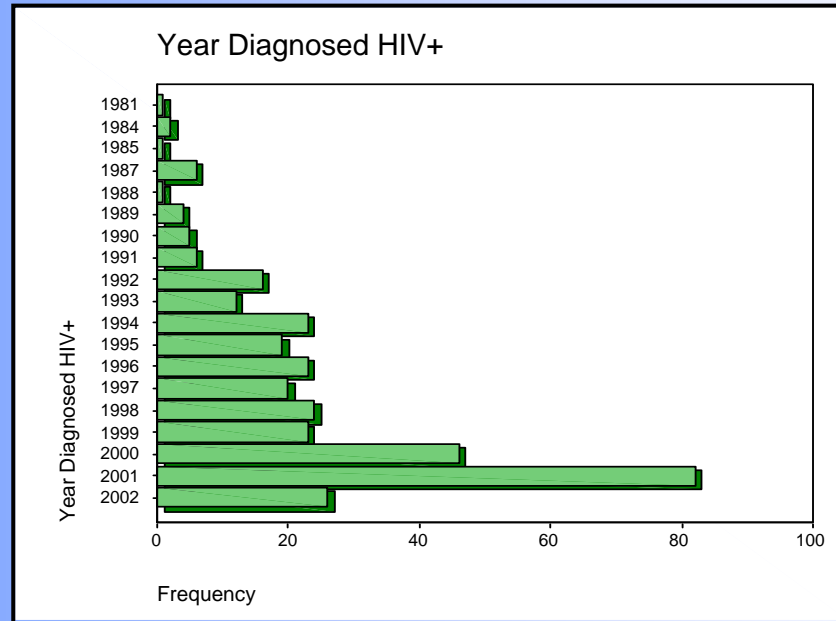
# Demographics

Client HISPANIC ETHNICITY

	Hispanic group	
	Count	%
not Hispanic	61	16.4%
Mexican/Mexican American	297	79.8%
Cuban	2	.5%
Puerto Rican	3	.8%
Spanish, Portuguese, C. Verdean	6	1.6%
Other Hispanic	3	.8%
Total	372	100.0%

# Demographics

Client YEAR DIAGNOSED



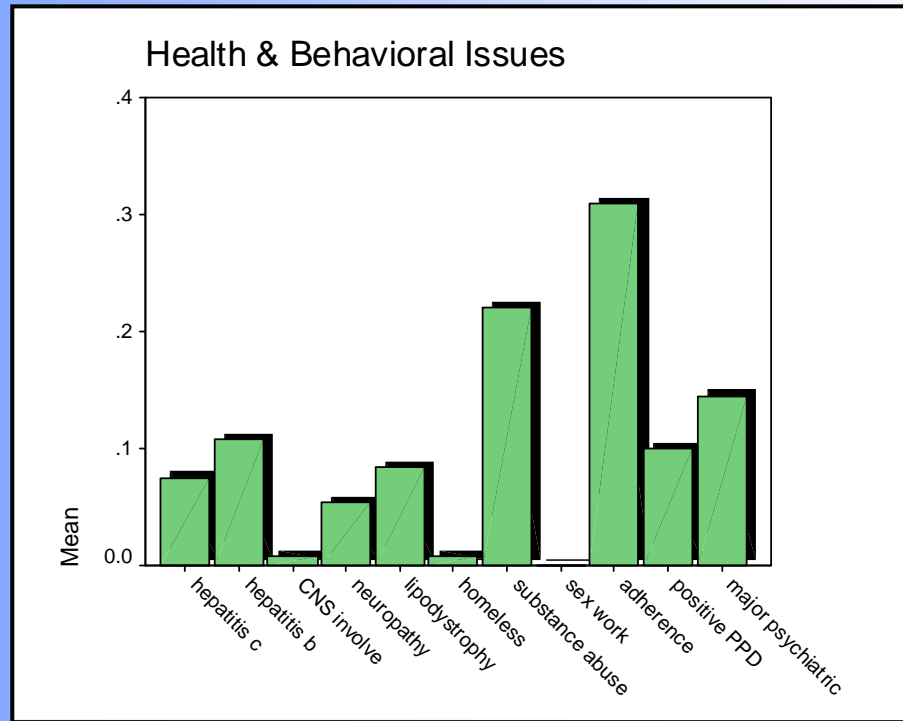
# Demographics

Client EXPOSURE CATEGORY

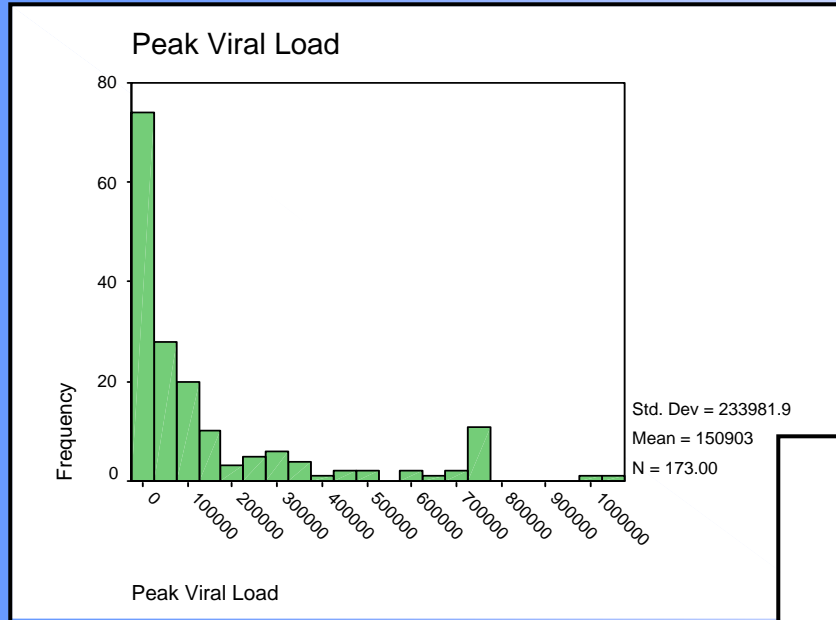
	HIV exposure	
	Count	%
male sex with another male	128	37.0%
injected drugs	12	3.5%
male sex w/another male AND injected drugs	7	2.0%
heterosexual contact	82	23.7%
heterosexual contact AND injected drugs	7	2.0%
male sex w/another male AND heterosexual	23	6.6%
henophilia, blood transfusion	2	.6%
other	35	10.1%
undetermined	50	14.5%
Total	346	100.0%

# Health & Behavioral

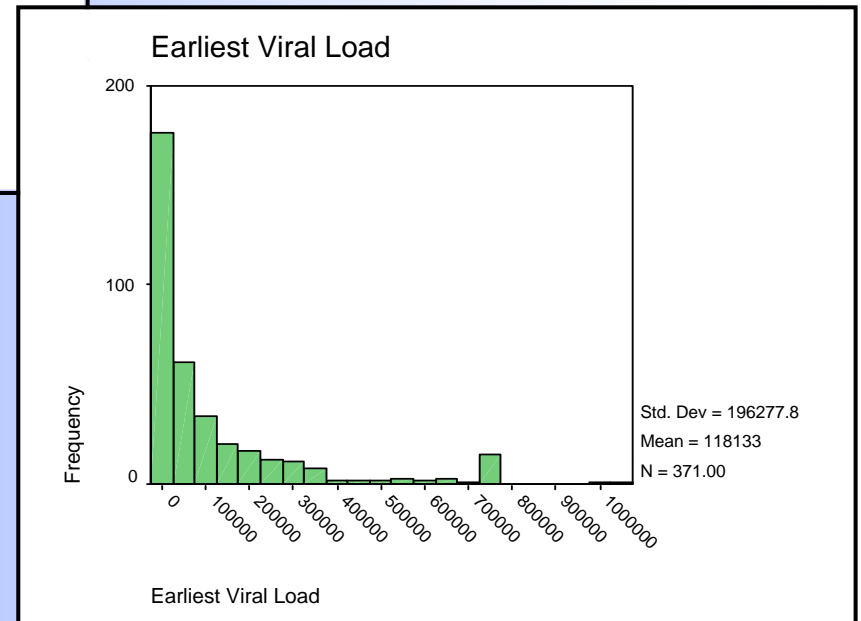
## Client HEALTH & BEHAVIORAL



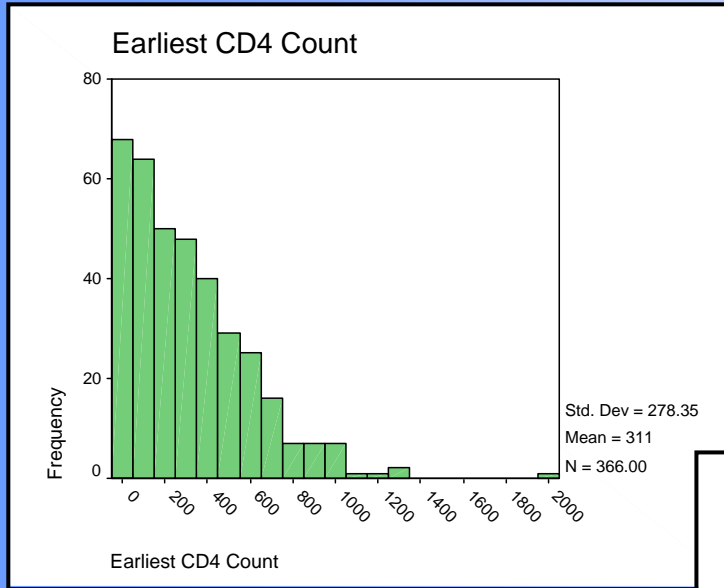
# Health Outcomes



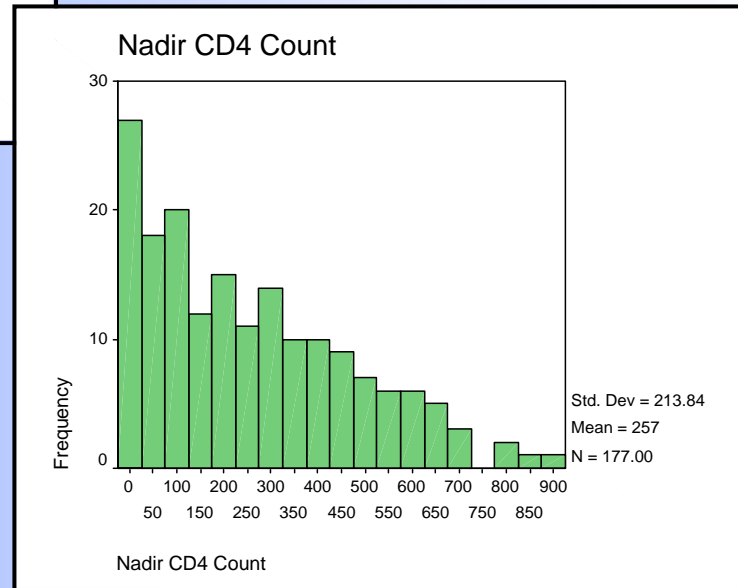
## Client VIRAL LOADS



# Health Outcomes



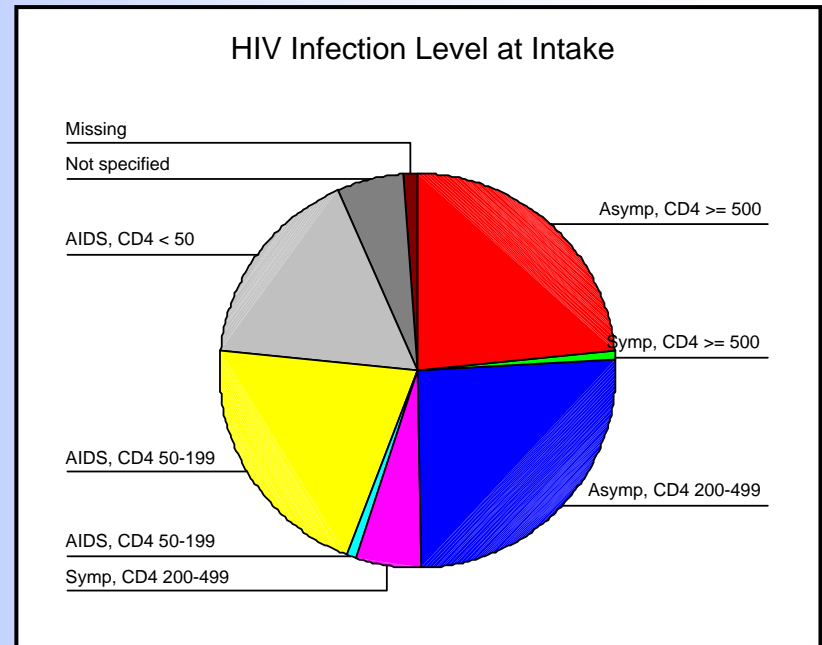
## Client CD4 COUNTS



# Health Outcomes

	HIV Infection Level at Intake	
	Count	%
Asymptomatic, CD4 greater than/equal to 500	87	23.6%
Symptomatic, CD4 greater than equal to 500	3	.8%
Asymptomatic, CD4 200-499	95	25.8%
Symptomatic, CD4 200-499	20	5.4%
AIDS, CD4 50-199	3	.8%
AIDS, CD4 50-199	77	20.9%
AIDS, CD4 less than 50	62	16.8%
Not specified	21	5.7%
Total	368	100.0%

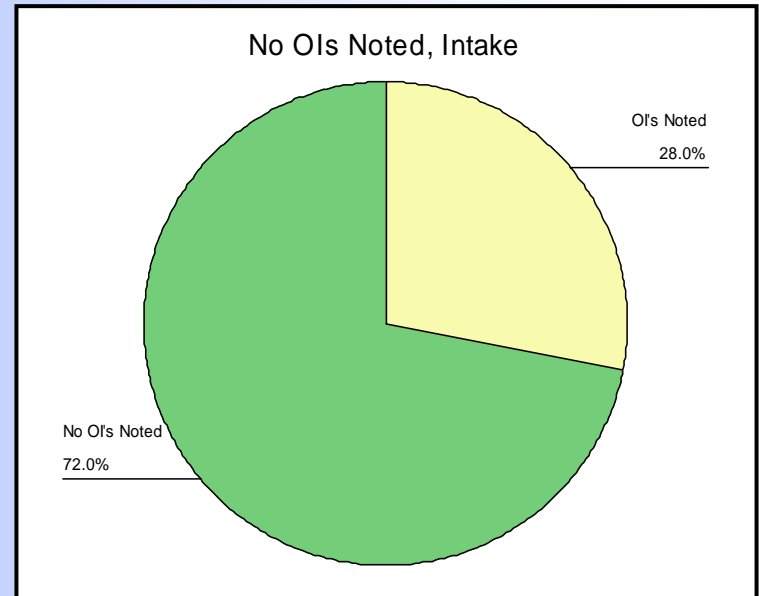
## Client INFECTION LEVEL



# Health Outcomes

	Count
Pneumocystis carinii pneumonia (PCP)	34
Mycobacterium tuberculosis (TB)	20
Candida (bronchii, trachea, lungs and/or esophagus)	14
CMV disease	11
MAC, disseminated or extrapulmonary	9

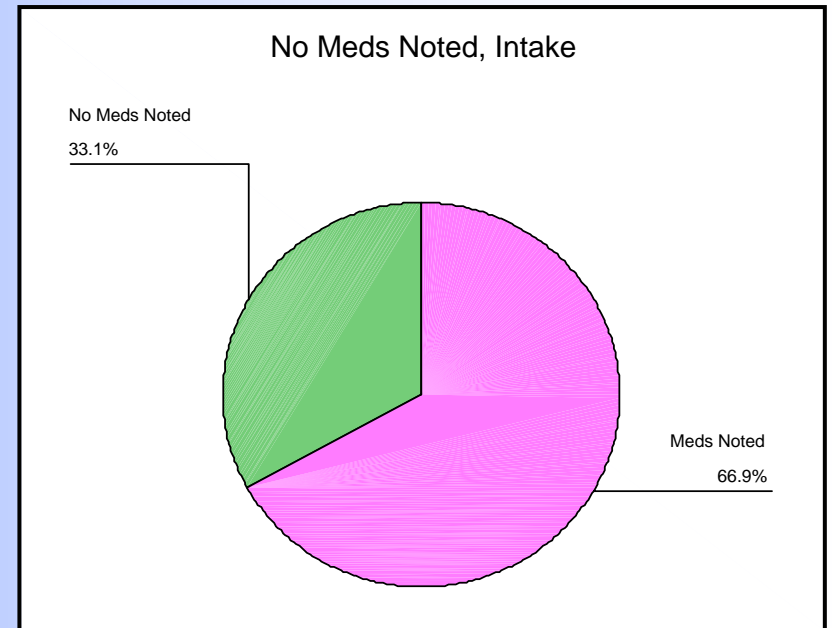
## Client OI's



# Health Outcomes

	Count
3TC, lamivudine, Epivir	109
AZT, ZDV, zidovudine, Retrovir	78
d4T, stavudine, Zerit	66
NFV, nelfinavir, Viracept	33
IDV, indinavir, Crixivan	32

## Client MEDICATIONS



# Supplemental Study (YR3)